

PATTON & COOKE CO.

1100 Volt

CABLE COUPLERS

3 Power + 1 Ground + 2 Pilot

Patton & Cooke's C10 Series coupler is designed to mate with competitors products without any field modifications. These couplers meet or exceed existing CAN/CSA M421 regulations.

APPLICATIONS:

- Mining (Pumping, Ventilation, LHD's)
- Shore to Ship
- Micro Tunneling
- Portable Power Generation

DESIGN:

Body: Aluminum
Insulator Characteristics: Molded Plastic
Voltage: 1,100 V
Current Rating: 145, 160, 225, & 325 Amp
Cable Range: 0.82"-2.05" (21 mm - 52 mm)
IP Rating: 67

OPTIONS:

- Powder Coating
- Closing Tool
- Junction Box
- Lock Out/Tag Out Provision

APPLICABLE TEST STANDARDS:

- UL 1682

PRODUCT FEATURES:



- All parts are individually replaceable, including live parts and coupling alignment pins
- Watertight neoprene or aluminum end caps are available
- Complete "O-Ring" seal between the front of the coupler and the cable termination compartment
- Entire coupler housing is sand cast, heat treated, and anodized
- Combined entrance fitting and strain relief, plus neoprene cable seal
- Two extra wide radial seals surrounding the male and female insulator faces
- Outer body is grounded through stainless steel bolts, making direct connection between aluminum housing and ground connector
- Extra thick barrels on all wire terminals with offset bore for cable secureness


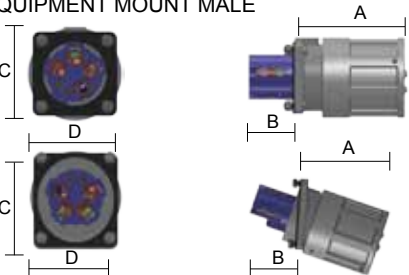
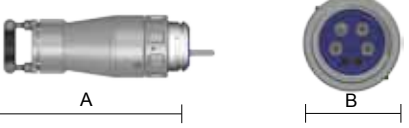
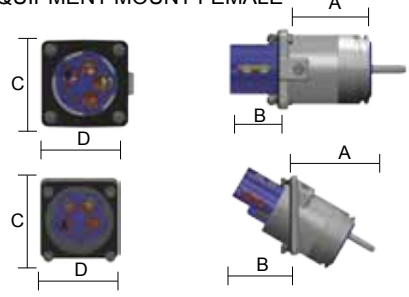


www.pattonandcooke.com

phone: 604.591.5374

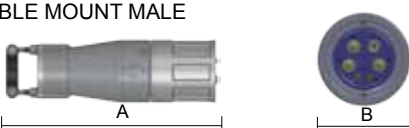
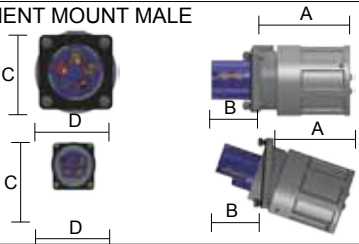
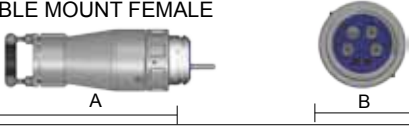
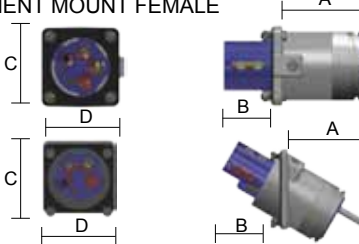
email: info@pattonandcooke.com

145 AMP DIMENSIONS & WEIGHTS:


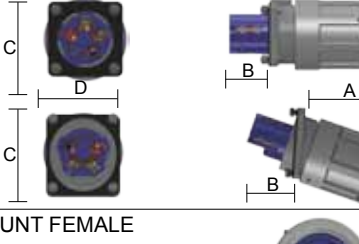
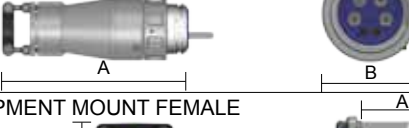

Illustration (not to scale)	Catalogue Number	Dimensions				Weight
		A	B	C	D	
CABLE MOUNT MALE 	C10B1001	16" 406 mm	4 ¼" 108 mm			8.00 lb 4.10 kg
EQUIPMENT MOUNT MALE 	C10B1005	6" 152 mm	2 ¾" 70 mm	4 ⅜ in 111 mm	4 ½ in 114 mm	6.50 lb 2.95 kg
	C10B1010					
CABLE MOUNT FEMALE 	C10B2001	13" 330 mm	4 ¼" 108 mm			8.00 lb 3.64 kg
EQUIPMENT MOUNT FEMALE 	C10B2005	4 ⅜" 111 mm	2 ¾" 70 mm	4 ⅜ in 111 mm	4 ½ in 114 mm	4.50 lb 2.05 kg
	C10B2010	4 ⅜" 111 mm	3 ⅝" 92 mm	4 ⅞ in 124 mm	4 ¼ in 108 mm	4.10 lb 1.86 kg



160 AMP DIMENSIONS & WEIGHTS:

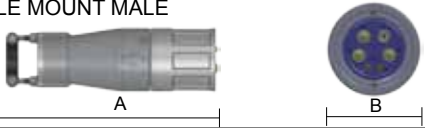
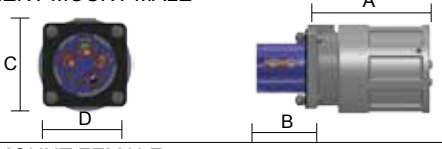


Illustration (not to scale)	Catalogue Number	Dimensions				Weight
		A	B	C	D	
CABLE MOUNT MALE 	C10B5001	15 1/2" 394 mm	4 9/16" 116 mm			11.00 lb 5.00 kg
EQUIPMENT MOUNT MALE 	C10B5002	6" 152 mm	2 1/2" 64 mm	4 1/4" 108 mm	4 3/8" 111 mm	7.00 lb 3.18 kg
	C10B5003	5 3/4" 146 mm	2 1/4" 57 mm	5 1/8" 130 mm	4 1/4" 108 mm	7.50 lb 3.41 kg
CABLE MOUNT FEMALE 	C10B6001	12 1/2" 318 mm	4 9/16" 116 mm			9.25 lb 4.20 kg
EQUIPMENT MOUNT FEMALE 	C10B6002	4 3/8" 111 mm	2 3/4" 70 mm	4 1/4" 108 mm	4 1/4" 108 mm	5.50 lb 2.50 kg
	C10B6003	3 3/4" 95 mm	3 3/4" 95 mm	5 1/8" 130 mm	4 1/4" 108 mm	6.00 lb 2.73 kg

225 AMP DIMENSIONS & WEIGHTS:

Illustration (not to scale)	Catalogue Number	Dimensions				Weight
		A	B	C	D	
CABLE MOUNT MALE 	C10C1005	16 3/4" 425 mm	5" 127 mm			16.50 lb 7.50 kg
EQUIPMENT MOUNT MALE 	C10C1019	6 3/4" 171 mm	2 1/4" 57 mm	4 1/2" 114 mm	4 1/2" 114 mm	12.00 lb 5.45 kg
	C10C1009	6 1/2" 165 mm	3 3/4" 95 mm	5 7/16" 138 mm	4 3/4" 121 mm	12.00 lb 5.45 kg
CABLE MOUNT FEMALE 	C10C2005	13 1/2" 343 mm	5" 127 mm			14.00 lb 6.36 kg
EQUIPMENT MOUNT FEMALE 	C10C2019	4 1/2" 114 mm	2 7/8" 73 mm	4 1/2" 114 mm	4 1/2" 114 mm	8.50 lb 3.85 kg
	C10C2009	4 1/4" 108 mm	4 1/4" 108 mm	5 7/16" 138 mm	4 3/4" 121 mm	9.50 lb 4.32 kg



325 AMP DIMENSIONS & WEIGHTS:

Illustration (not to scale)	Catalogue Number	Dimensions				Weight
		A	B	C	D	
CABLE MOUNT MALE 	C10D1001	22 ½" 572 mm	6 ½" 164 mm			25.50 lb 11.56 kg
EQUIPMENT MOUNT MALE 	C10D1002	8" 203 mm	2 ¾" 70 mm	6 ¼" 159 mm	6 ¼ in 159 mm	16.00 lb 7.26 kg
CABLE MOUNT FEMALE 	C10D2001	18" 457 mm	6 ½" 165 mm			23.50 lb 10.66 kg
EQUIPMENT MOUNT FEMALE 	C10D2002	6" 152 mm	2 ¾" 70 mm	6 ¼ in 159 mm	6 ¼ in 159 mm	15.00 lb 6.81 kg

ENTRANCE FITTING KITS:

Coupler Rating: 145, 160 & 225 Amp

Outside Cable Diameter		Catalogue Number	Outside Cable Diameter		Catalogue Number
(mm)	(in)		(mm)	(in)	
20.8 - 22.1	0.82 - 0.87	C10C3019-A	32.0 - 34.8	1.26 - 1.37	C10C3019-G
22.3 - 23.9	0.88 - 0.94	C10C3019-B	35.1 - 38.1	1.38 - 1.50	C10C3019-H
24.1 - 25.7	0.95 - 1.01	C10C3019-C	38.4 - 41.1	1.51 - 1.62	C10C3019-J
25.9 - 26.7	1.02 - 1.05	C10C3019-D	41.4 - 44.5	1.63 - 1.75	C10C3019-K
26.9 - 28.4	1.06 - 1.12	C10C3019-E	44.7 - 47.5	1.76 - 1.87	C10C3019-L
28.7 - 31.8	1.13 - 1.25	C10C3019-F	47.8 - 51.8	1.88 - 2.04	C10C3019-M

Coupler Rating: 325 Amp

Outside Cable Diameter		Catalogue Number	Outside Cable Diameter		Catalogue Number
(mm)	(in)		(mm)	(in)	
38.4 - 41.1	1.51 - 1.62	C10D3003-J	50.9 - 54.0	2.01 - 2.13	C10D3003-N
41.4 - 44.5	1.63 - 1.75	C10D3003-K	54.4 - 57.2	2.14 - 2.25	C10D3003-P
44.7 - 47.5	1.76 - 1.87	C10D3003-L	57.4 - 60.5	2.26 - 2.38	C10D3003-Q
47.8 - 50.8	1.88 - 2.00	C10D3003-M	-----	-----	-----

