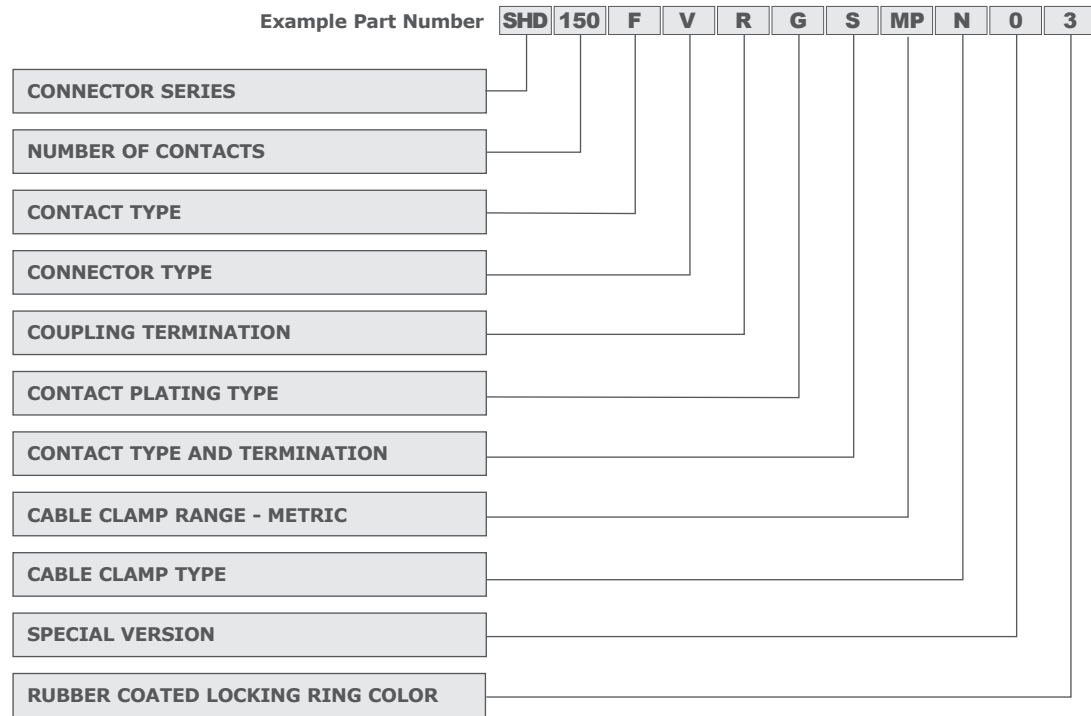


PART NUMBER EXPLANATION

SHD Series



Connector Series

SHD Series (13, 19, 25, 37, 54, 85, 100, 150 pin)

Number of Contacts

013
019
025
037
054
085
100
150

Contact Type

M Male
F Female

Connector Type

V Inline
P Panel

Coupling Termination

- With ramps
D Ergonomic oversized locking ring with stronger roller pins
R Rubber coated locking ring

Contact plating type

S Silver (13, 19, 25, 37, 54, 85 pin)
G Gold (13, 19, 25, 37, 54, 85 pin)
N No contact

Contact Type and Termination

C Spring loaded crimp (13, 19, 25, 37, 54, 85 pin)
S Spring loaded solder (13, 19, 25, 37, 54, 85 pin)
P Spring loaded pcb (13, 19, 25, 37, 54, 85 pin)
N No contact
K Armored crimp contact (13, 19, 25, 37, 54, 72, 85, 100, 101, 150 pin)
Z Armored solder contact (13, 19, 25, 37, 54, 72, 85, 100, 101, 150 pin)

Cable clamp range - metric

MH Thread size M20 x 1.5 | Clamping range 6 - 12mm (13-19 pins)
MI Thread size M20 x 1.5 | Clamping range 10 - 14mm (13-19 pins)
MJ Thread size M25 x 1.5 | Clamping range 6 - 13mm (25 pins)
ML Thread size M25 x 1.5 | Clamping range 13 - 18mm (25 pins)
MN Thread size M32 x 1.5 | Clamping range 7 - 15mm (37-54 pins)
MM Thread size M32 x 1.5 | Clamping range 11 - 21mm (37-54 pins)
MO Thread size M32 x 1.5 | Clamping range 18 - 25mm (37-54 pins)
MQ Thread size M40 x 1.5 | Clamping range 15 - 23mm (85-100-150 pins)
MP Thread size M40 x 1.5 | Clamping range 19 - 28mm (85-100-150 pins)
MR Thread size M40 x 1.5 | Clamping range 22 - 32mm (85-100-150 pins)






Cable Clamp Type

N Normal
S Sprila flex
R Strain relief (See also Optional Accessories section)

Special version (upon request)

T Inserted solder termination contacts
0 Not pre-installed
2 Wire section AWG 26÷20 (0,15÷0,6mm²)

Rubber coated locking ring color

0 Black  (standard)
1 Green 
2 Red 
3 Yellow 
4 Blue 

Optional Accessories (to be ordered separated)

Strain Relief

7ZK20A095B127 M20X1.5 Ø 9.5 to 12.7 mm (.374" to .500")
7ZK20A1275B1587 M20X1.5 Ø 12.7 to 15.8 mm (.500" to .625")
7ZK25A1275B1587 M25X1.5 Ø 12.7 to 15.8 mm (.500" to .625")
7ZK32A127B158 M32X1.5 Ø 12.7 to 15.8 mm (.500" to .625")
7ZK32A158B1905 M32X1.5 Ø 15.8 to 19.0 mm (.625" to .750")
7ZK32A1905B2222 M32X1.5 Ø 19.0 to 22.2 mm (.750" to .875")
7ZK40A1905B2222 M40X1.5 Ø 19.0 to 22.2 mm (.750" to .875")
7ZK40A222B254 M40X1.5 Ø 22.2 to 25.4 mm (.875" to 1.000")
7ZK40A254B2857 M40X1.5 Ø 25.4 to 28.5 mm (1.000" to 1.125")
7ZK40A2857B3175 M40X1.5 Ø 28.5 to 31.7 mm (1.125" to 1.250")